

# **Link**® | Auxiliary Suspensions

With Swift Mount  
Technology

**8K SELF STEER  
10K SELF STEER**


- + SWIFT **MOUNT**
- + SWIFT **RESPONSE**
- + SWIFT **DELIVERY**
- + SWIFT **INSTALL**
- + SWIFT **RESULTS**

driven to *outperform*®



# Link® Auxiliary Suspensions


With Swift Mount Technology



## Link® Self-Steer

The Self-Steer lift axle from Link incorporate several distinctive features. The patented, interchangeable ride height brackets allow the installer to manage inventory dollars and still offer a lift axle for nearly any truck. A compact mounting envelope, combined with optional integrated air control system saves valuable frame rail space. The separate ride height brackets and pre-plumbed integrated air control kit can save up to 3-5 hours of installation time.

New technologies like self-healing Link®-KOAT™ corrosion protection coating, cast trailing arms, simplified lifting geometry, and industry-leading ride shocks help create the most reliable and durable suspensions in the industry. These key features will raise not only your expectations but improve your ROI as well.




### SWIFT MOUNT BRACKETS

Link's brackets reduce installation time by up to 20%, and with just 4 sets in inventory, you can install any Link Lift Axle.



### RUGGED CAST LIFT ARMS

Placement between lift arms improves lift, reduces wear on bushings and minimizes interference issues for certain applications.



### BULKHEAD AIR KIT FITTINGS

The bulkhead air kit system reduces overall installation time and allows push-to-connect fittings, simplifying multiple outlets into one central point.

### INDUSTRY-STANDARD COMPONENTS

Utilizing industry-standard wheel end and brake components, we've simplified your maintenance process and inventory requirements.

### SWIFT ALIGNMENT TECHNOLOGY

Reduce installation time with Swift Alignment that takes convenience to a new level.

### FENDER BRACKET ATTACHMENTS

Optional fender brackets don't require hub removal and allow optional Reverse Lock.

## SPECIFICATION

	8K SELF-STEER	10K SELF-STEER
<b>WEIGHT (BASE UNIT)</b>	<b>776 LBS</b>	<b>796 LBS</b>
<b>TRAVEL</b>	<b>12 INCHES</b>	<b>13 INCHES</b>
<b>LIFT</b>	<b>9.5 INCHES</b>	<b>9.5 INCHES</b>
<b>ENVELOPE</b>	<b>22 INCHES</b>	<b>22 INCHES</b>
<b>RIDE HEIGHT</b>	<b>11 - 19.5 INCHES</b>	<b>11 - 19.5 INCHES</b>

**Note:** All the weights are for the base suspension with hubs and drums, but does not include frame bracket kits, air kits, wheels, or tires. The envelope is the measurement from the center of the spindle to the front edge of the front frame bracket with the suspension at the middle of the ride height.

## PRODUCT CODES

	8K SELF-STEER	10K SELF-STEER
<b>NO AIR KIT</b> [CONTROLS SOLD SEPARATELY]	<b>8A000744</b>	<b>8A000746</b>
<b>INTEGRATED AIR KIT</b> [CONTROLS SOLD SEPARATELY]	<b>8A000745</b>	<b>8A000747</b>

Specialty  
Engineered  
Suspensions