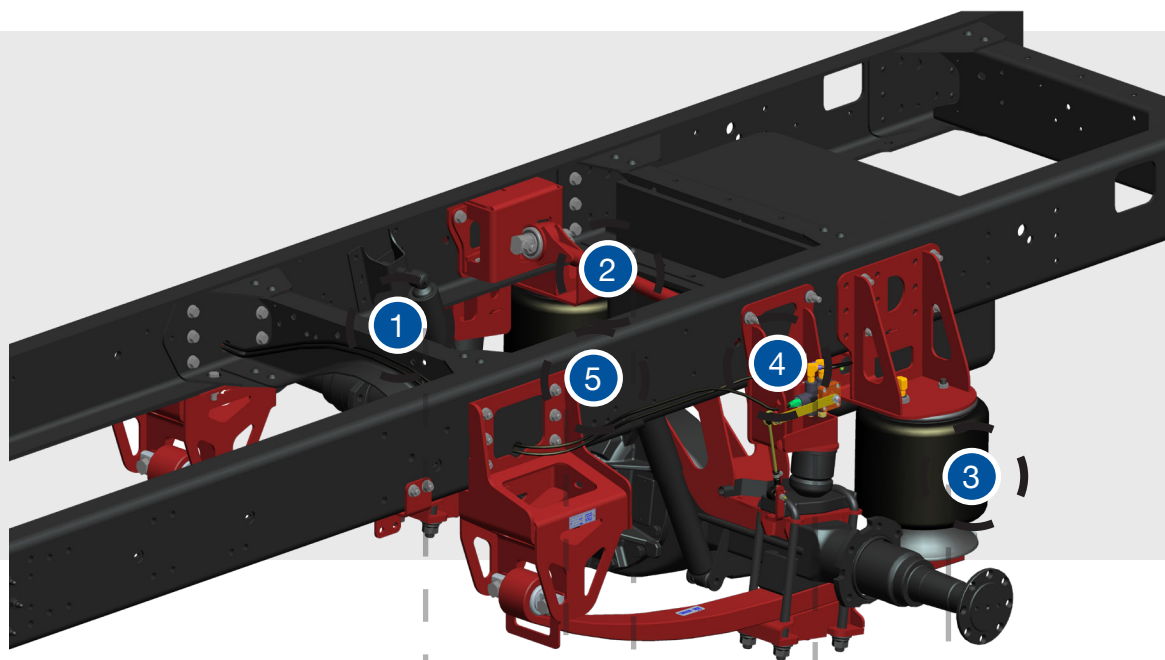


GM 4500/5500 4x4

For Light & Medium Duty Applications

(8M000085)



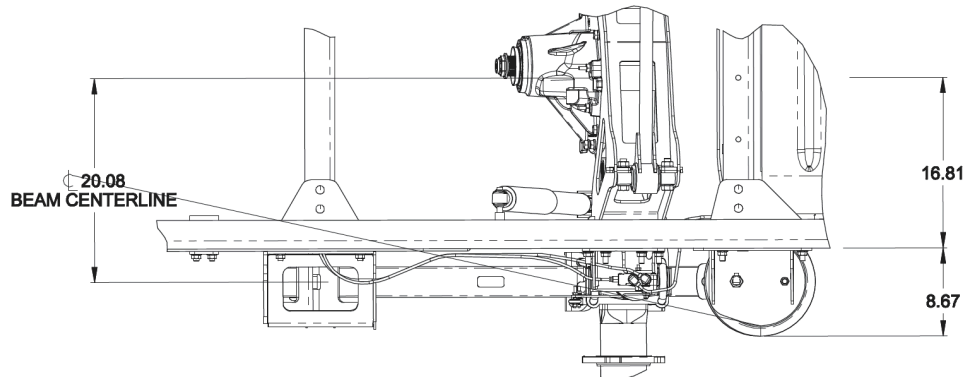
- 1 Tuned Shock Absorbers
- 2 Lateral Control Device
- 3 Rate Tailored Air Springs
- 4 Heavy Duty Height Control System
- 5 Existing Frame Holes

FEATURE	BENEFIT
Tuned Shock Absorbers	Maximize Comfort & Stability
Lateral Control Device	Assures Alignment & Tracking
Rate Tailored Air Springs	Include Internal Stop for Best Ride
Heavy Duty Height Control System	Maintains Optional Ride Height Loaded or Unloaded
Existing Frame Holes	Reduces Install Time

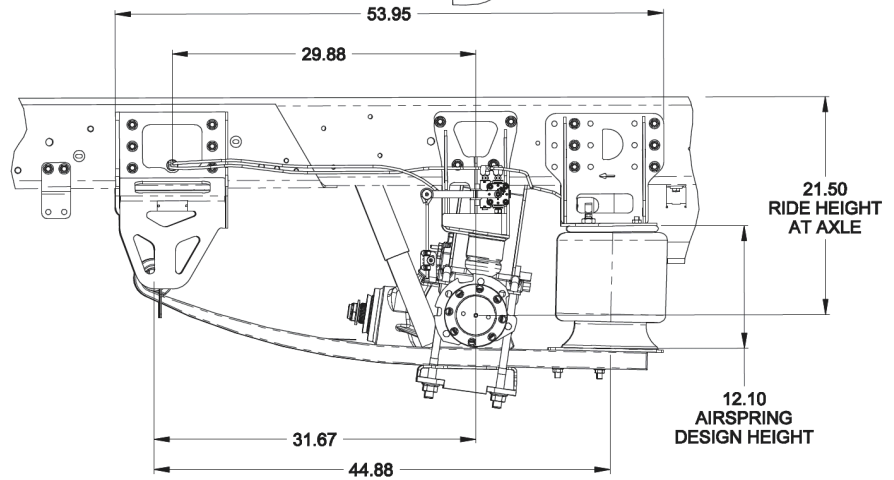
SUSPENSION SPECIFICATIONS

MODEL	GM 4500/5500 4x4 Chassis Cab & Cutaway
YEAR	2006 - Newer
RIDE HEIGHT	21.5"
AIR SPRING DESIGN HEIGHT	12.1"
AXLE TRAVEL	0.13" Jounce (B/C) 3.00" Jounce (M/M) 4.00" Rebound (M/M)
OE AXLE	Dana S110 (13.5K axle) HD2 RPO
LINK PART NUMBER	8M000085
STYLE	Spring Arm/Trailing Arm
PERCENT ROLL RATE VS OE RATE	TBD
WEIGHT	320 LBS
CAPACITY	13,500 LBS

TOP VIEW



SIDE VIEW



INSTALLATION NOTES

Suspension does not require, nor does it fit with the GN1 rear stabilizer bar option.

Frame drilling may be necessary depending on fuel tank option.

The OE Jounce Bumper is nearly engaged with the suspension at Design Height.