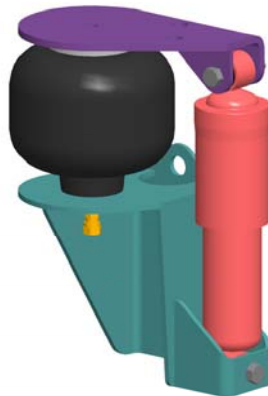


INSTALLATION INSTRUCTIONS



Cabmate[®]
Cab Air Suspension

CS160 (2909-A000)



*Link mfg. Ltd.
223 15th St. N.E.
Sioux Center, IA USA
51250-2120*

*(712) 722-4874
Fax (712) 722-4876*

**QUESTIONS?
CALL CUSTOMER
SERVICE
1-800-222-6283**

The **CABMATE MODEL CS160** fits most custom built sleepers. It is to be used in conjunction with another cab suspension, like CS120 or CS140

UNIT WEIGHT: 26.2 LB.

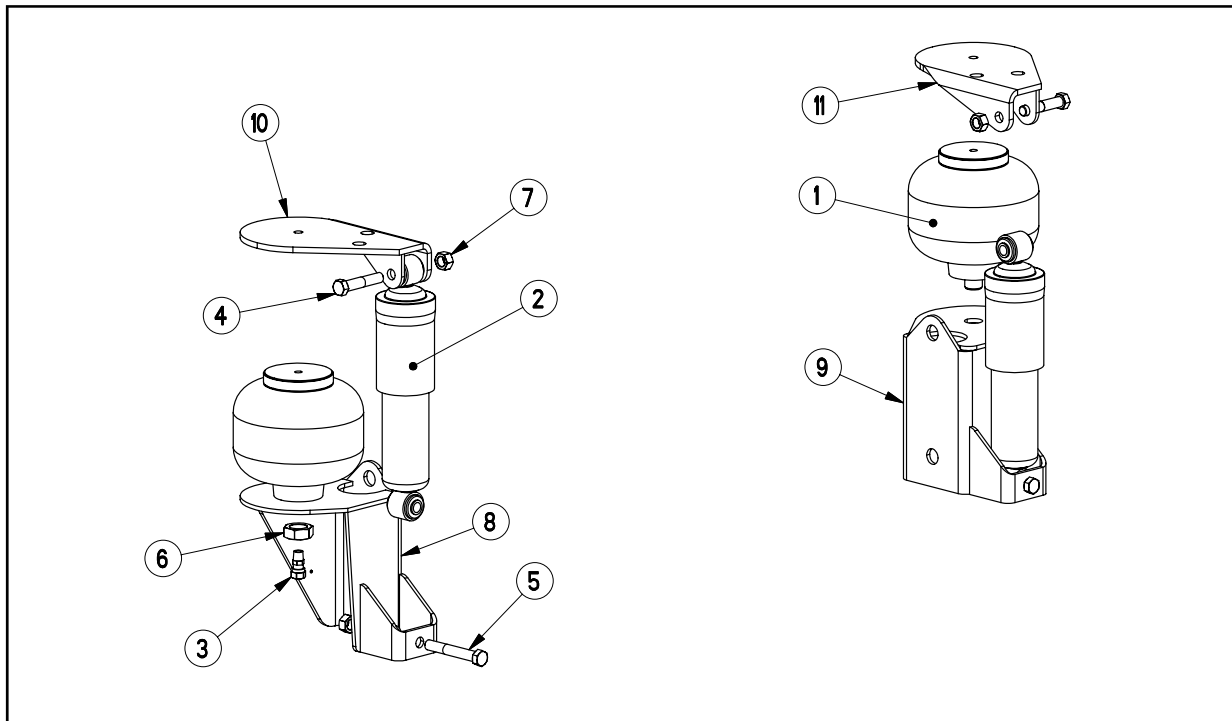
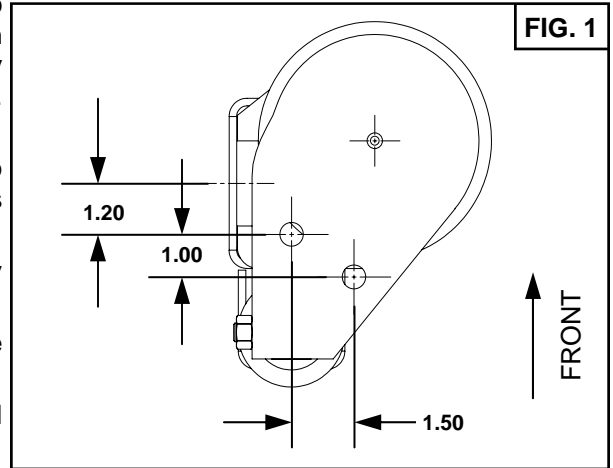
BUNKMATE MODEL CS160

Review the Parts List below to become familiar with the different components of the BUNKMATE.

IMPORTANT: Due to many chassis variables caused by installation of special equipment or options, the fit of the BUNKMATE CS160 may be affected and should be evaluated before beginning installation.

NOTE: The BUNKMATE is designed to be a universal fit, and is not to be used as the main cab suspension. It is designed to work in conjunction with Link Mfg. BUNKMATE CS120 or CS140. It may require some frame drilling and modifications to the sill of the sleeper. This BUNKMATE should be installed by a professional.

- A. Drill the mount holes in the bottom mounting sill of the sleeper to the dimensions shown (Fig. 1). Make sure the BUNKMATE is allined vertically.
- B. Remove the frame mount bolts of the main unit and securely fasten the unit to the frame.
- C. Securely fasten the unit to the to the sleeper sill using 1/2" grade 8 bolts (not supplied).
- D. Plumb both air springs into the "SUSP" side of the height control valve on the main unit (fitting and airline not supplied).



CABMATE® MODEL CS160 PARTS LIST

ITEM	PART NO.	PART DESCRIPTION	QTY.	ITEM	PART NO.	PART DESCRIPTION	QTY.
1	1102-0074	SPRING-AIR	2	7	1477-1400	7/16 UNF HEX CTR LOCK NUT (GR B)	4
2	1202-1064	SHOCK ABSORBER	2	8	2909-1000	BRACKET-MOUNT, AUX. FRAME	1
3	1302-4069	CONNECTOR, 1/4 TB 1/8 M-NPT, DOT	2	9	2909-1001	BRACKET-MOUNT, AUX. FRAME	1
4	1403-1418	7/16 X 2 1/4 UNF HEX CAP SCR (GR 5)	2	10	2909-1002	BRACKET-MOUNT, AUX. SLEEPER	1
5	1403-1424	7/16 X 3 UNF HEX CAP SCR (GR 5)	2	11	2909-1003	BRACKET-MOUNT, AUX. SLEEPER	1
6	1475-2400	3/4 UNF HEX JAM NUT	2	-	3909-1000	KIT-DOCUMENT, CS160	1